

COMPREHENSIVE SERVICES

We offer competitive repair and calibration services, as well as easily accessible documentation and free downloadable resources.

SELL YOUR SURPLUS

We buy new, used, decommissioned, and surplus parts from every NI series. We work out the best solution to suit your individual needs.

 Sell For Cash  Get Credit  Receive a Trade-In Deal

OBSOLETE NI HARDWARE IN STOCK & READY TO SHIP

We stock **New**, **New Surplus**, **Refurbished**, and **Reconditioned** NI Hardware.



Bridging the gap between the manufacturer and your legacy test system.

 1-800-915-6216

 www.apexwaves.com

 sales@apexwaves.com

All trademarks, brands, and brand names are the property of their respective owners.

Request a Quote

 **CLICK HERE**

PXI-6704

NOTE TO USERS

NI 67xx Pinout Labels for the SCB-68

Analog Output Modules/Devices Using the 68-Pin Shielded Connector Block

If you are using an NI 67xx (formerly referred to as AO Series) analog output device or module with the SCB-68, you can print and attach a connector-specific pinout label to the cover of the connector block for easy connection reference. This document provides labels for the following models:

- NI 6703
- NI 6704
- NI 6711
- NI 6713
- NI 6715
- NI 6722
- NI 6723
- NI 6731
- NI 6733
- NI 6738
- NI 6739

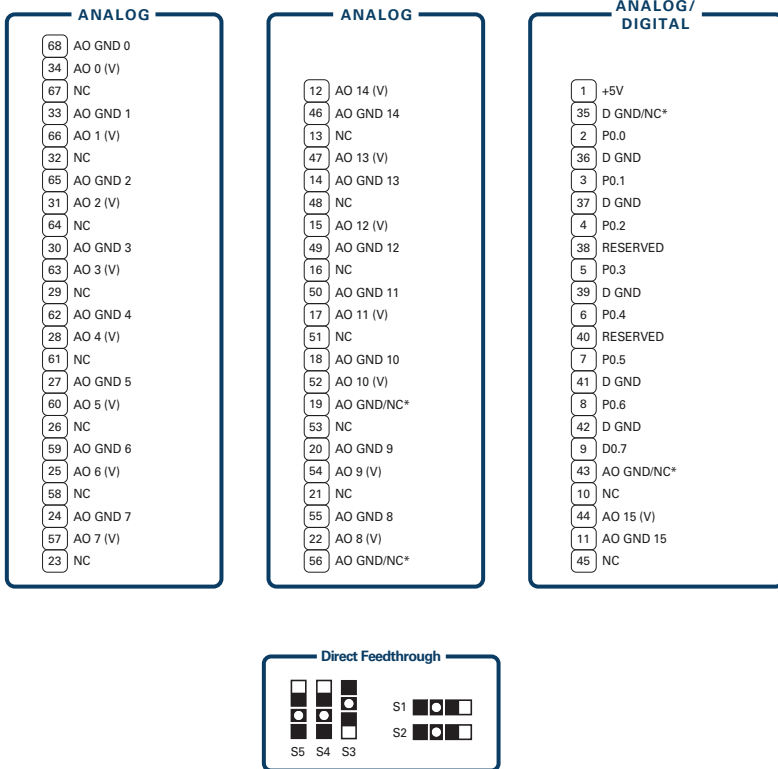
Use the following label if you are connecting the SCB-68/SCB-68 to the NI 6703 model.

Figure 1. NI 6703



SCB-68 Quick Reference Label
NI 6703 AO Series

*: Connected to Ground on NI 6703; No Connect (NC) on SH68-68-D1 cable.




Use the following label if you are connecting the SCB-68 to the NI 6704 model.

Figure 2. NI 6704



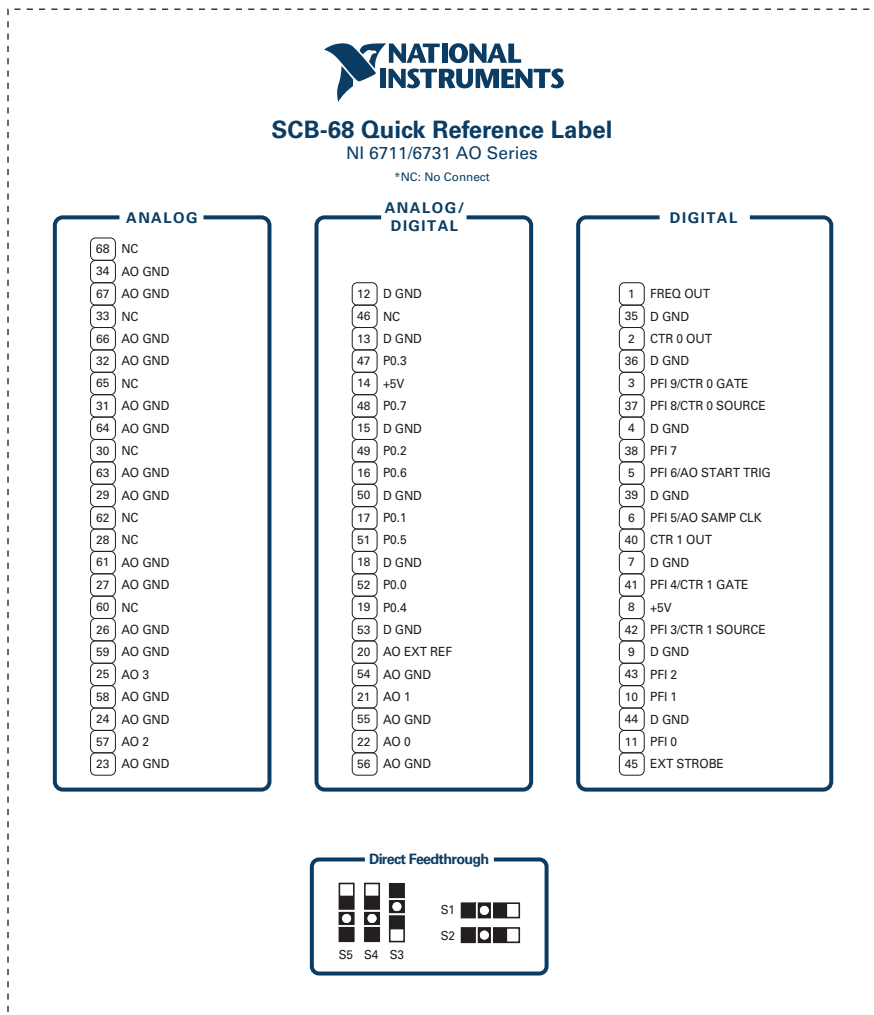
SCB-68 Quick Reference Label
NI 6704 AO Series

*: Connected to Ground on NI 6704; No Connect (NC) on SH68-68-D1 cable.



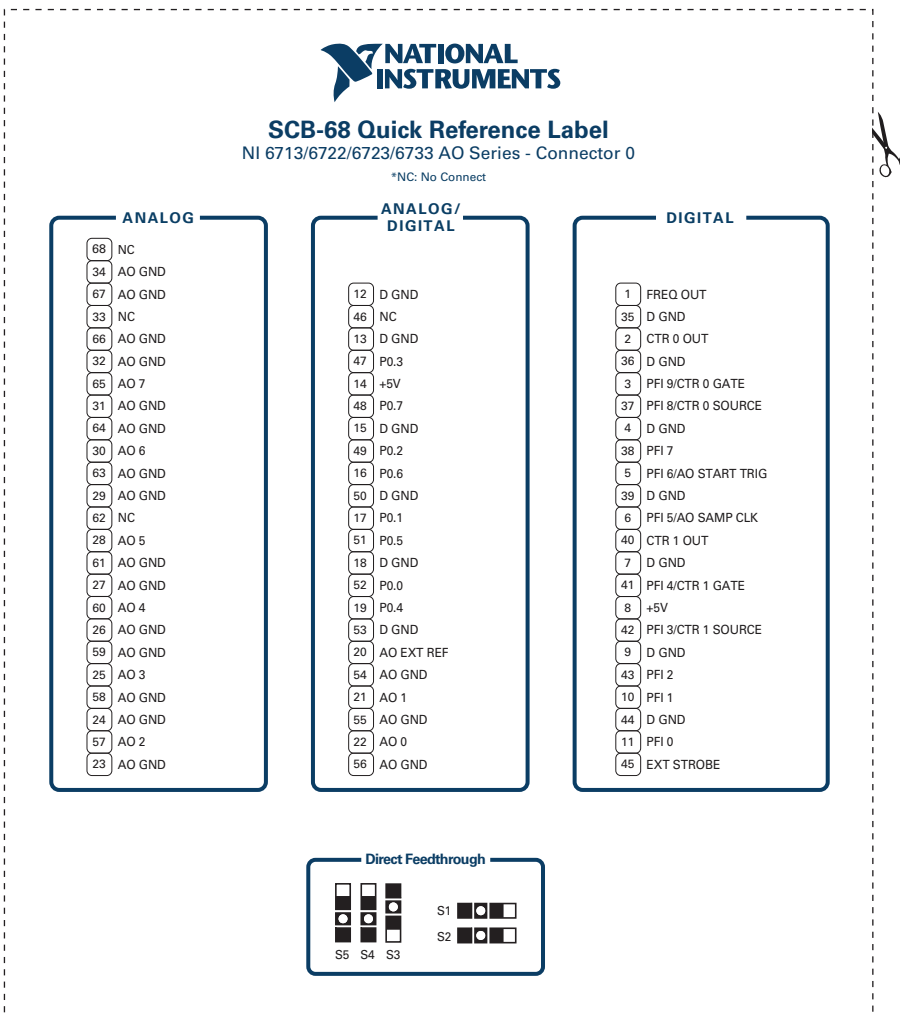
Use the following label if you are connecting the SCB-68 to the NI 6711/6731 models.

Figure 3. NI 6711/6731



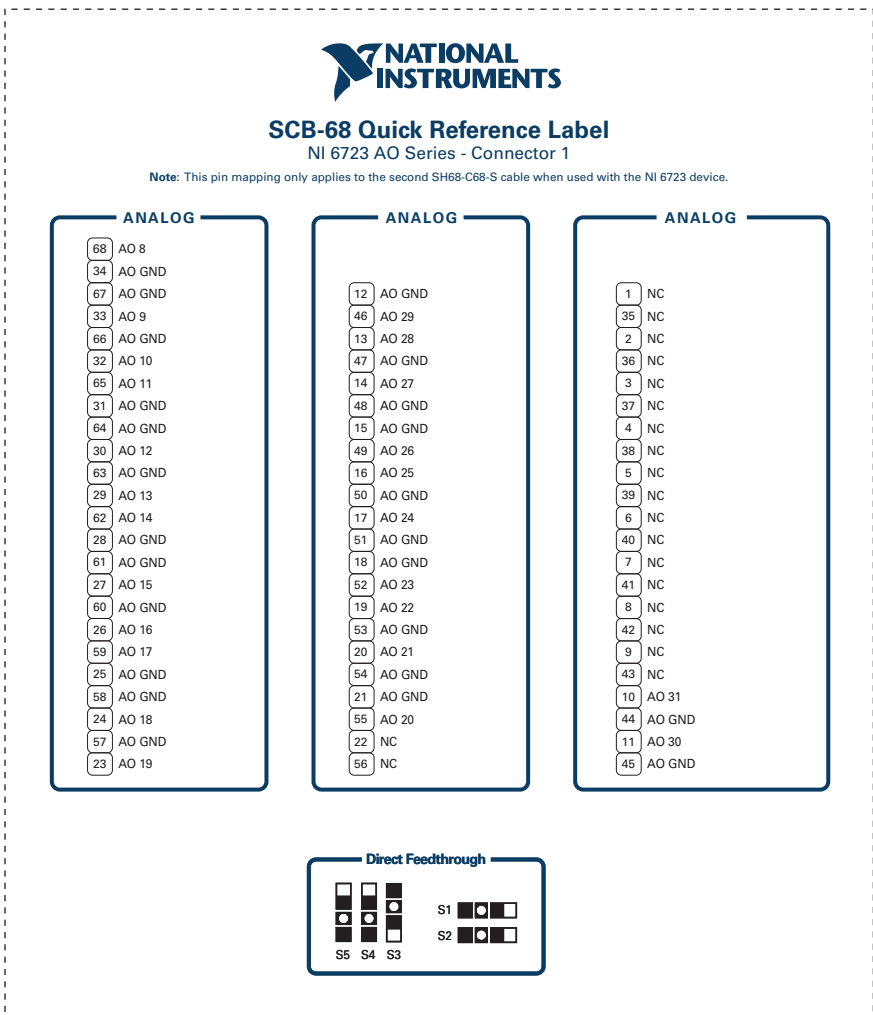
Use the following label if you are connecting the SCB-68 to Connector 0 of the NI 6713/6722/6723/6733 models.

Figure 4. NI 6713/6722/6723/6733 Connector 0




Use the following label if you are connecting the SCB-68 to Connector 1 of the NI 6723 model.

Figure 5. NI 6723 Connector 1



Use the following label if you are connecting the SCB-68 to Connector 0 of the NI 6738/6739 models with the SHC68-68-A2 cable.¹

Figure 6. NI 6738/6739 Connector 0 with SHC68-68-A2 Cable



SCB-68 Quick Reference Label

NI 6738/6739 AO Series with SHC68-68-A2 Cable - Connector 0

*NC: No Connect
Note: Refer to the NI 6738/6739 User Manual for AO bank information.

ANALOG

68	AO GND 30/31
34	AO 31
67	AO 30
33	AO GND 28/29
66	AO 29
32	AO 28
65	AO GND 26/27
31	AO 27
64	AO 26
30	AO GND 24/25
63	AO 25
29	AO 24
62	AO GND 22/23
28	AO 23
61	AO 22
27	AO GND 20/21
60	AO 21
26	AO 20
59	AO GND 18/19
25	AO 19
58	AO 18
24	AO GND 16/17
57	AO 17
23	AO 16

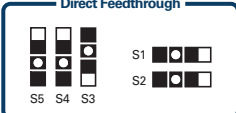
ANALOG

12	AO 3
46	AO GND 2/3
13	AO 4
47	AO 5
14	AO GND 4/5
48	AO 6
15	AO 7
49	AO GND 6/7
16	AO 8
50	AO GND 8/9/10
17	AO 9
51	AO 10
18	AO GND 11
52	AO 11
19	NC
53	AO 12
20	AO GND 12/13
54	AO 13
21	AO 14
55	AO GND 14/15
22	AO 15
56	NC

**ANALOG/
DIGITAL**

1	+5V
35	NC
2	P0.0
36	D GND P0.0/P0.1
3	P0.1
37	D GND PFI 0/1
4	PFI 0/P1.0
38	PFI 1/P1.1
5	PFI 2/P1.2
39	D GND PFI 2/3
6	PFI 3/P1.3
40	PFI 4/P1.4
7	PFI 5/P1.5
41	D GND PFI 4/5
8	PFI 6/P1.6
42	D GND PFI 6/7
9	PFI 7/P1.7
43	NC
10	AO 0
44	AO 1
11	AO GND 0/1
45	AO 2

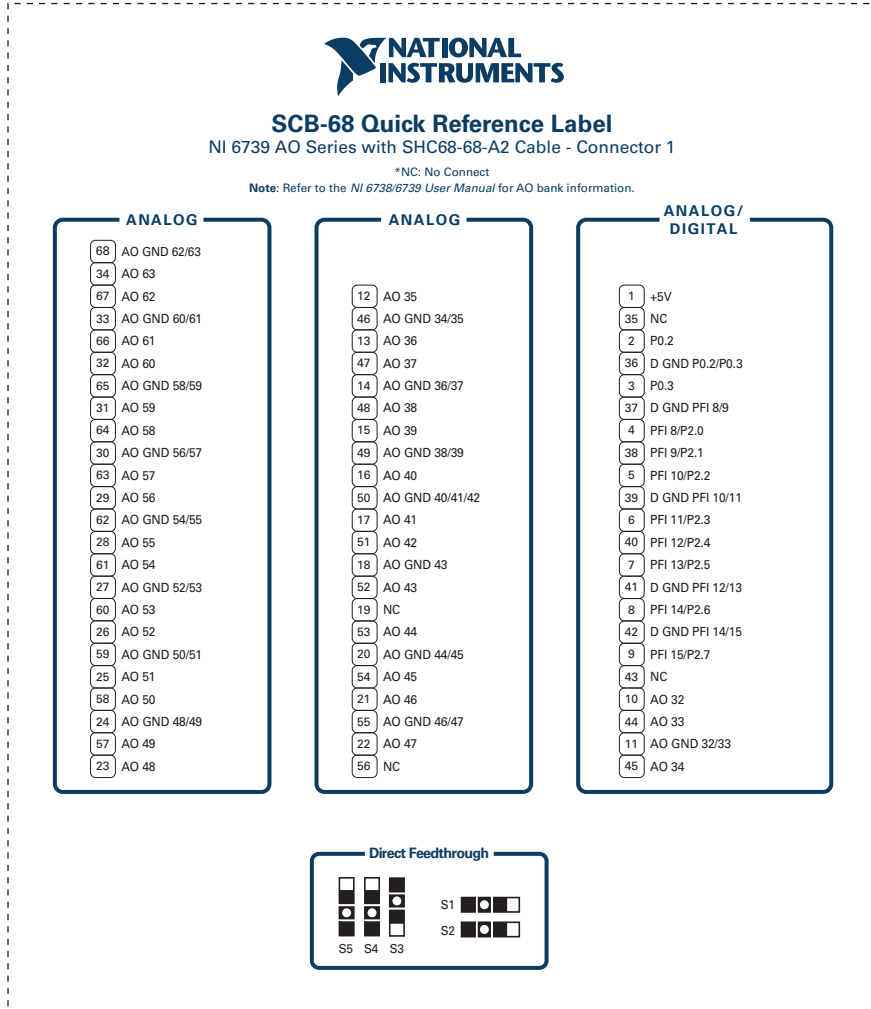
Direct Feedthrough



¹ Refer to Figure 8 if you are using the NI 6738/6739 with the SH68-C68-S cable and NI PXIe-6738 Adapter or NI PXIe-6739 Adapter.

Use the following label if you are connecting the SCB-68 to Connector 1 of the NI 6739 model with the SHC68-68-A2 cable.¹


Figure 7. NI 6739 Connector 1 with SHC68-68-A2 Cable



¹ Refer to Figure 9 if you are using the NI 6739 with the SH68-C68-S cable and NI PXIe-6739 Adapter.

Use the following label if you are connecting the SCB-68 to Connector 0 of the NI 6738/6739 models with the SH68-C68-S cable and NI PXIe-6738 Adapter or NI PXIe-6739 Adapter.

Figure 8. NI 6738/6739 Connector 0 with SH68-C68-S Cable and NI PXIe-6738/6739 Adapter



SCB-68 Quick Reference Label

NI 6738/6739 AO Series with SH68-C68-S Cable and Adapter - Connector 0

Note: Refer to the NI 6738/6739 User Manual for AO bank information.

ANALOG

68	AO GND 30/31
34	AO 31
67	AO 30
33	AO GND 28/29
66	AO 29
32	AO 28
65	AO GND 26/27
31	AO 27
64	AO 26
30	AO GND 24/25
63	AO 25
29	AO 24
62	AO GND 22/23
28	AO 23
61	AO 22
27	AO GND 20/21
60	AO 21
26	AO 20
59	AO GND 18/19
25	AO 19
58	AO 18
24	AO GND 16/17
57	AO 17
23	AO 16

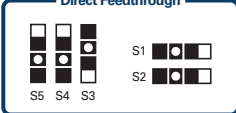
ANALOG

12	AO 3
46	AO GND 2/3
13	AO 4
47	AO 5
14	AO GND 4/5
48	AO 6
15	AO 7
49	AO GND 6/7
16	AO 8
50	AO GND 8/9/10
17	AO 9
51	AO 10
18	AO GND 11
52	AO 11
19	AO GND
53	AO 12
20	AO GND 12/13
54	AO 13
21	AO 14
55	AO GND 14/15
22	AO 15
56	AO GND

**ANALOG/
DIGITAL**

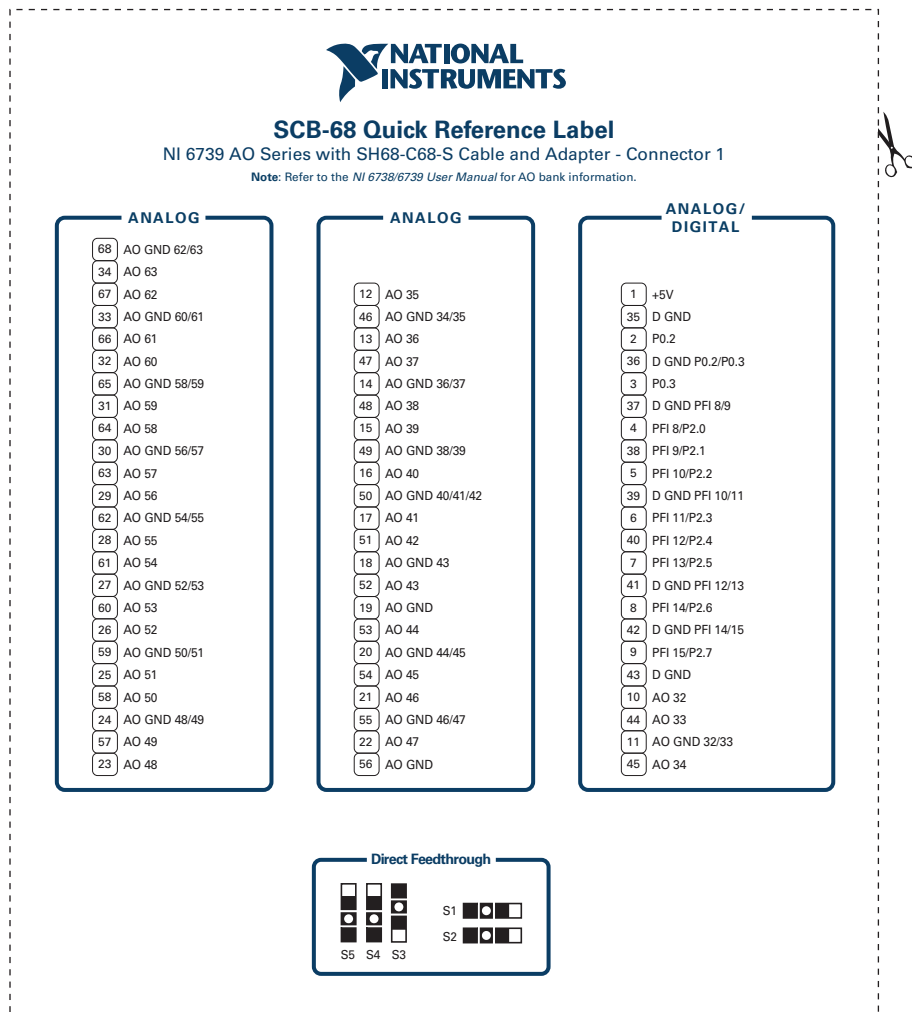
1	+5V
35	D GND
2	P0.0
36	D GND P0.0/P0.1
3	P0.1
37	D GND PFI 0/1
4	PFI 0/P1.0
38	PFI 1/P1.1
5	PFI 2/P1.2
39	D GND PFI 2/3
6	PFI 3/P1.3
40	PFI 4/P1.4
7	PFI 5/P1.5
41	D GND PFI 4/5
8	PFI 6/P1.6
42	D GND PFI 6/7
9	PFI 7/P1.7
43	D GND
10	AO 0
44	AO 1
11	AO GND 0/1
45	AO 2

Direct Feedthrough



Use the following label if you are connecting the SCB-68 to Connector 1 of the NI 6739 model with the SH68-C68-S cable and NI PXIe-6739 Adapter.

Figure 9. NI 6739 Connector 1 with SH68-C68-S Cable and NI PXIe-6739 Adapter



Refer to the *NI Trademarks and Logo Guidelines* at ni.com/trademarks for more information on NI trademarks. Other product and company names mentioned herein are trademarks or trade names of their respective companies. For patents covering NI products/technology, refer to the appropriate location: **Help»Patents** in your software, the `patents.txt` file on your media, or the *National Instruments Patents Notice* at ni.com/patents. You can find information about end-user license agreements (EULAs) and third-party legal notices in the `readme` file for your NI product. Refer to the *Export Compliance Information* at ni.com/legal/export-compliance for the NI global trade compliance policy and how to obtain relevant HTS codes, ECCNs, and other import/export data. NI MAKES NO EXPRESS OR IMPLIED WARRANTIES AS TO THE ACCURACY OF THE INFORMATION CONTAINED HEREIN AND SHALL NOT BE LIABLE FOR ANY ERRORS. U.S. Government Customers: The data contained in this manual was developed at private expense and is subject to the applicable limited rights and restricted data rights as set forth in FAR 52.227-14, DFAR 252.227-7014, and DFAR 252.227-7015.

© 2018 National Instruments. All rights reserved.