

COMPREHENSIVE SERVICES

We offer competitive repair and calibration services, as well as easily accessible documentation and free downloadable resources.

SELL YOUR SURPLUS

We buy new, used, decommissioned, and surplus parts from every NI series. We work out the best solution to suit your individual needs.

 Sell For Cash  Get Credit  Receive a Trade-In Deal

OBSOLETE NI HARDWARE IN STOCK & READY TO SHIP

We stock **New**, **New Surplus**, **Refurbished**, and **Reconditioned** NI Hardware.



Bridging the gap between the manufacturer and your legacy test system.

 1-800-915-6216

 www.apexwaves.com

 sales@apexwaves.com

All trademarks, brands, and brand names are the property of their respective owners.

Request a Quote

 **CLICK HERE**

PXIe-1085

SAFETY, ENVIRONMENTAL, AND REGULATORY INFORMATION

PXIe-1085

18-Slot PXI Express Chassis

Read this document and the documents listed in the additional resources section about installation, configuration, and operation of this equipment before you install, configure, operate, or maintain this product. Users are required to familiarize themselves with installation and wiring instructions in addition to requirements of all applicable codes, laws, and standards.

Regulatory Icons



Notice—Take precautions to avoid data loss, loss of signal integrity, degradation of performance, or damage to the model.



Caution—Take precautions to avoid injury. Consult the model documentation for cautionary statements when you see this icon printed on the model. Cautionary statements are localized into French for C-UL certification.



Warning—Take precautions to avoid electrical shock.

Safety



Caution Observe all instructions and cautions in the user documentation. Using the model in a manner not specified can damage the model and compromise the built-in safety protection. Return damaged models to NI for repair.



Attention Suivez toutes les instructions et respectez toutes les mises en garde de la documentation utilisateur. L'utilisation d'un modèle de toute autre façon que celle spécifiée risque de l'endommager et de compromettre la protection de sécurité intégrée. Renvoyez les modèles endommagés à NI pour réparation.

Electrical

AC Input



Notice The protection provided by the PXIe-1085 can be impaired if it is used in a manner not described in the user documentation.

Input voltage range	100 to 240 VAC
Operating voltage range ¹	90 to 264 VAC
Input current rating	12 to 6 A
Input frequency	50/60 Hz
Operating frequency range ¹	47 to 63 Hz
Over-current protection	15 A circuit breaker
Line regulation	
3.3 V	<±0.2%
5 V	<±0.1%
±12 V	<±0.1%
Efficiency	70% typical
Power disconnect	The AC power cable provides main power disconnect. Do not position the equipment so that it is difficult to disconnect the power cord. The front-panel power switch causes the internal chassis power supply to provide DC power to the CompactPCI/PXI Express backplane. You also can use the rear-panel 8-pin connector and inhibit mode switch to control the internal chassis power supply.

¹ The operating range is guaranteed by design.

DC Output

Table 1. DC current capacity (I_{mp})

Voltage	Maximum Current	
	PXle-1085 12 GB/s	PXle-1085 24 GB/s
+3.3 V	60 A	60 A
+5 V	44 A	49 A
+12 V	62 A	62 A
-12 V	4 A	4 A
5 V _{AUX}	2 A	2 A





 **Note** Maximum total usable power is for the PXle-1085 12 GB/s is 791 W. Maximum total usable power for the PXle-1085 24 GB/s is 775 W.

Table 2. Backplane slot current capacity

Slot	+5 V	V (I/O)	+3.3 V	+12 V	-12 V	5 V _{AUX}
System Controller Slot	15 A	-	15 A	30 A	-	1 A
System Timing Slot	-	-	6 A	4 A	-	1 A
Hybrid Peripheral Slot with PXI-1 Peripheral	6 A	5 A	6 A	1 A	1 A	-
Hybrid Peripheral Slot with PXI-5 Peripheral	-	-	6 A	4 A	-	1 A
PXI-1 Peripheral Slot	6 A	11 A	6 A	1 A	1 A	-

 **Note** Total system slot current should not exceed 45 A.

 **Note** PCI V(I/O) pins in PXI-1 peripheral slots and hybrid peripheral slots are connected to +5 V.

 **Note** The maximum power dissipated in the system slot should not exceed 140 W.


 **Note** The maximum power dissipated in a peripheral slot should not exceed 38.25 W.

Table 3. Load regulation

Voltage	Load Regulation
+3.3 V	<5%
+12 V	<5%
+5 V	<5%
-12 V	<5%

Table 4. Maximum ripple and noise (20 MHz bandwidth)

Voltage	Maximum Ripple and Noise
+3.3 V	50 mV _{pp}
+12 V	50 mV _{pp}


Table 4. Maximum ripple and noise (20 MHz bandwidth) (Continued)

Voltage	Maximum Ripple and Noise
+5 V	50 mV _{pp}
-12 V	50 mV _{pp}

Over-current protection	All outputs protected from short circuit and overload with automatic recovery
Over-voltage protection, 3.3 V and 5 V	Clamped at 20 to 30% above nominal output voltage
Power supply shuttle MTRR	Replacement in under 5 minutes

Remote Inhibit and Voltage Monitoring Connector

Fault output signal	
V _{OH}	3.8 V (I _{OH} = -8 mA)
V _{OL}	0.44 V (I _{OH} = 8 mA)
Inhibit input signal	
V _{IH}	3.5 V (min)
V _{IL}	1.5 V (max)

 **Note** Internal 10 kΩ pull-up to 5 V_{AUX}.

Chassis Cooling

Module cooling system	Forced air circulation (positive pressurization) through three 169 cfm fans with High/Auto speed selector
Slot airflow direction	Bottom of module to top of module
Module cooling intake	Bottom rear of chassis
Module cooling exhaust	Along both sides and top of chassis
Power supply cooling system	Forced air circulation through two integrated fans
Power supply cooling intake	Right side of chassis
Power supply cooling exhaust	Left side of chassis

Environmental

Maximum altitude	2,000 m (800 mbar) (at 25 °C ambient)
Pollution Degree	2

Indoor use only.

Operating Environment

Ambient temperature range	0 °C to 55 °C (Tested in accordance with IEC 60068-2-1 and IEC 60068-2-2. Meets MIL-PRF-28800F Class 3 low temperature limit and MIL-PRF-28800F Class 2 high temperature limit.)
Relative humidity range	10% to 90%, noncondensing (Tested in accordance with IEC 60068-2-56.)

Storage Environment

Ambient temperature range	-40 °C to 71 °C (Tested in accordance with IEC-60068-2-1 and IEC-60068-2-2. Meets MIL-PRF-28800F Class 3 limits.)
Relative humidity range	5% to 95%, noncondensing (Tested in accordance with IEC-60068-2-56.)

Shock and Vibration

Operational shock

30 g peak, half-sine, 11 ms pulse (Tested in accordance with IEC-60068-2-27. Meets MIL-PRF-28800F Class 2 limits.)


Random Vibration Operating

5 to 500 Hz, 0.3 g_{rms}

Safety

This product is designed to meet the requirements of the following electrical equipment safety standards for measurement, control, and laboratory use:


- IEC 61010-1, EN 61010-1
- UL 61010-1, CSA C22.2 No. 61010-1


 **Note** For UL and other safety certifications, refer to the product label or the [Online Product Certification](#) section.


Electromagnetic Compatibility

This product meets the requirements of the following EMC standards for electrical equipment for measurement, control, and laboratory use:

- EN 61326-1 (IEC 61326-1): Class A emissions; Basic immunity
- EN 55011 (CISPR 11): Group 1, Class A emissions
- AS/NZS CISPR 11: Group 1, Class A emissions
- FCC 47 CFR Part 15B: Class A emissions
- ICES-001: Class A emissions

 **Note** In the United States (per FCC 47 CFR), Class A equipment is intended for use in commercial, light-industrial, and heavy-industrial locations. In Europe, Canada, Australia and New Zealand (per CISPR 11) Class A equipment is intended for use only in heavy-industrial locations.

 **Note** Group 1 equipment (per CISPR 11) is any industrial, scientific, or medical equipment that does not intentionally generate radio frequency energy for the treatment of material or inspection/analysis purposes.

 **Note** For EMC declarations and certifications, and additional information, refer to the [Online Product Certification](#) section.

CE Compliance

This product meets the essential requirements of applicable European Directives, as follows:

- 2014/35/EU; Low-Voltage Directive (safety)
- 2014/30/EU; Electromagnetic Compatibility Directive (EMC)

Online Product Certification


Refer to the product Declaration of Conformity (DoC) for additional regulatory compliance information. To obtain product certifications and the DoC for this product, visit ni.com/certification, search by model number or product line, and click the appropriate link in the Certification column.

Environmental Management


NI is committed to designing and manufacturing products in an environmentally responsible manner. NI recognizes that eliminating certain hazardous substances from our products is beneficial to the environment and to NI customers.

For additional environmental information, refer to the [Minimize Our Environmental Impact](#) web page at ni.com/environment. This page contains the environmental regulations and directives with which NI complies, as well as other environmental information not included in this document.

Waste Electrical and Electronic Equipment (WEEE)

 **EU Customers** At the end of the product life cycle, all NI products must be disposed of according to local laws and regulations. For more information about how to recycle NI products in your region, visit ni.com/environment/weee.

电子信息产品污染控制管理办法（中国 RoHS）

 **中国客户** National Instruments 符合中国电子信息产品中限制使用某些有害物质指令 (RoHS)。关于 National Instruments 中国 RoHS 合规性信息, 请登录 ni.com/environment/rohs_china。(For information about China RoHS compliance, go to ni.com/environment/rohs_china.)

Additional Resources

Visit ni.com/manuals for more information about the PXIe-1085, including specifications, pinouts, and instructions for connecting, installing, and configuring your system.

Worldwide Support and Services

The NI website is your complete resource for technical support. At ni.com/support, you have access to everything from troubleshooting and application development self-help resources to email and phone assistance from NI Application Engineers.

Visit ni.com/services for information about the services NI offers.

Visit ni.com/register to register your NI product. Product registration facilitates technical support and ensures that you receive important information updates from NI.

A Declaration of Conformity (DoC) is our claim of compliance with the Council of the European Communities using the manufacturer's declaration of conformity. This system affords the user protection for electromagnetic compatibility (EMC) and product safety. You can obtain the DoC for your product by visiting ni.com/certification. If your product supports calibration, you can obtain the calibration certificate for your product at ni.com/calibration.

NI corporate headquarters is located at 11500 North Mopac Expressway, Austin, Texas, 78759-3504. NI also has offices located around the world. For support in the United States, create your service request at ni.com/support or dial 1 866 ASK MYNI (275 6964). For support outside the United States, visit the *Worldwide Offices* section of ni.com/global to access the branch office websites, which provide up-to-date contact information.

Information is subject to change without notice. Refer to the *NI Trademarks and Logo Guidelines* at ni.com/trademarks for information on NI trademarks. Other product and company names mentioned herein are trademarks or trade names of their respective companies. For patents covering NI products/technology, refer to the appropriate location: **Help>Patents** in your software, the `patents.txt` file on your media, or the *National Instruments Patent Notice* at ni.com/patents. You can find information about end-user license agreements (EULAs) and third-party legal notices in the readme file for your NI product. NI MAKES NO EXPRESS OR IMPLIED WARRANTIES AS TO THE ACCURACY OF THE INFORMATION CONTAINED HEREIN AND SHALL NOT BE LIABLE FOR ANY ERRORS. U.S. Government Customers: The data contained in this manual was developed at private expense and is subject to the applicable limited rights and restricted data rights as set forth in FAR 52.227-14, DFAR 252.227-7014, and DFAR 252.227-7015.

© 2018 National Instruments. All rights reserved.

377500A-01 March 13, 2018